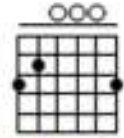
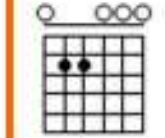
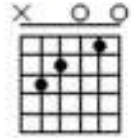
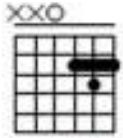
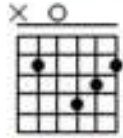
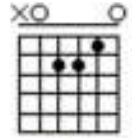


# Session 20


Fretboard Master Guitar Program - BREAKTHROUGH 30  
 All Rights Reserved © <http://williamkok.com>



## G Family Chords - Practice Chord Of The Day

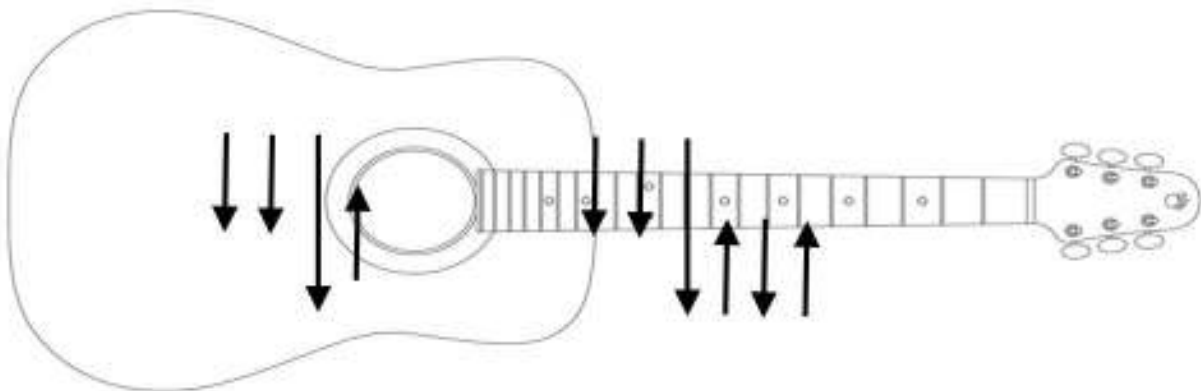
<p><b>G</b></p>  <p>21 - - - 3</p>	<p><b>Em</b></p>  <p>- 2 3 - - -</p>	<p><b>C</b></p>  <p>- 3 2 - 1 -</p>	<p><b>D</b></p>  <p>- - - 1 2 1</p>	<p><b>Bm</b></p>  <p>- 1 - 4 3 2</p>	<p><b>Am</b></p>  <p>- - 2 3 1 -</p>
---	---	--	--	---	---

## D Natural Minor



## Strumming Style of The Week

Practice the following strumming style and be able to apply on 2 Gospel songs - Refer Tutorial



## Scripture Of The Day

---



---



---

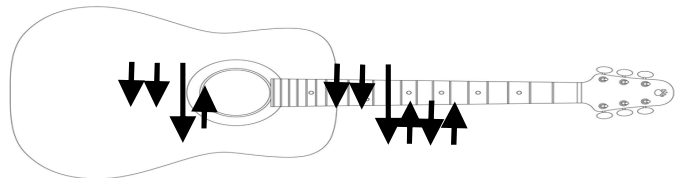
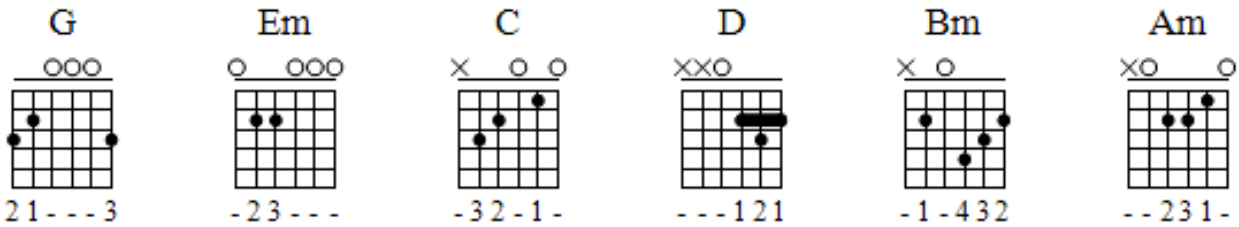


---

*Dear Heavenly Father, my prayer is that I will be able to serve You and worship You with this beautiful instrument. Help me to have the time and passion to improve. In Jesus Name, Amen*

# Sing & Strum 20

Fretboard Master Guitar Program - BREAKTHROUGH 30  
 All Rights Reserved © <http://williamkok.com>



G            D            C            D  
 HOSANNA, HOSANNA, HOSANNA IN THE HIGHEST;  
 G            D            C            D  
 HOSANNA, HOSANNA, HOSANNA IN THE HIGHEST;  
 C            D            G  
 LORD WE LIFT UP YOUR NAME,  
 C            D            G  
 WITH OUR HEARTS FULL OF PRAISE;  
 C            G            Em  
 BE EXALTED O LORD OUR GOD,  
 C            D            G  
 HOSANNA IN THE HIGHEST.

GLORY, GLORY, GLORY TO THE KING OF KINGS;  
 GLORY, GLORY, GLORY TO THE KING OF KINGS.  
 LORD WE LIFT UP YOUR NAME,  
 WITH OUR HEARTS FULL OF PRAISE;  
 BE EXALTED O LORD OUR GOD,  
 GLORY TO THE KING OF KINGS.

## Learning Tips

Practice this strumming style with another guitarist / musician. Be able to apply the same strumming style for another gospel song.

# Hari Ini

Fretboard Master Guitar Program

<http://williamkok.com>

$\text{♩} = 120$

C G F G C

1 2 3 4

Musical notation for measures 1-4. The top staff is a treble clef in 4/4 time. Measure 1: C4 (whole note). Measure 2: G4 (quarter), A4 (quarter), B4 (quarter), A4 (quarter), G4 (quarter). Measure 3: F4 (quarter), G4 (quarter), A4 (quarter), B4 (quarter), A4 (quarter), G4 (quarter). Measure 4: C4 (quarter), G4 (quarter), F4 (quarter), G4 (quarter), C4 (quarter). Fingering numbers 1-4 are above the notes. The bottom staff is a guitar TAB with strings 1-6. Measure 1: 0. Measure 2: 3-3-3-3. Measure 3: 1-0-1-3. Measure 4: 0-0-3.

T  
A  
B

Am F G C

5 6 7 8 9

Musical notation for measures 5-9. Measure 5: G4 (quarter), A4 (quarter), B4 (quarter), A4 (quarter), G4 (quarter). Measure 6: F4 (quarter), G4 (quarter), A4 (quarter), B4 (quarter), A4 (quarter), G4 (quarter). Measure 7: C4 (half), G4 (half). Measure 8: C4 (half), G4 (half). Measure 9: C4 (half), G4 (half). Fingering numbers 5-9 are above the notes. The bottom staff is a guitar TAB. Measure 5: 3-1-1-0. Measure 6: 1-0-3-1. Measure 7: 3. Measure 8: 0. Measure 9: 0.

G F G C Am

10 11 12 13

Musical notation for measures 10-13. Measure 10: G4 (quarter), A4 (quarter), B4 (quarter), A4 (quarter), G4 (quarter). Measure 11: F4 (quarter), G4 (quarter), A4 (quarter), B4 (quarter), A4 (quarter), G4 (quarter). Measure 12: C4 (quarter), G4 (quarter), F4 (quarter), G4 (quarter), C4 (quarter). Measure 13: Am (quarter), G4 (quarter), F4 (quarter), G4 (quarter), Am (quarter). Fingering numbers 10-13 are above the notes. The bottom staff is a guitar TAB. Measure 10: 3-3-3-3. Measure 11: 1-0-1-3. Measure 12: 0-0-3. Measure 13: 3-1-1-0.

F G C G C Em

14 15 16 17 18

Musical notation for measures 14-18. Measure 14: F4 (quarter), G4 (quarter), A4 (quarter), B4 (quarter), A4 (quarter), G4 (quarter). Measure 15: C4 (half), G4 (half). Measure 16: G4 (quarter), A4 (quarter), B4 (quarter), A4 (quarter), G4 (quarter). Measure 17: C4 (quarter), G4 (quarter), F4 (quarter), G4 (quarter), C4 (quarter). Measure 18: Em (quarter), G4 (quarter), F4 (quarter), G4 (quarter), Em (quarter). Fingering numbers 14-18 are above the notes. The bottom staff is a guitar TAB. Measure 14: 1-0-1-3. Measure 15: 1. Measure 16: 0-1-3. Measure 17: 3-0-0-0. Measure 18: 3-3-3-3.

F G C Am F

19 20 21 22

G F G Em

23 24 25 26 27

Am F G C

28 29 30 31

C F G Em

32 33 34 35

Am F G C

36 37 38 39




## About The Guitarist

Accomplished guitarist, William Kok is gifted with the ability to play a complete musical arrangement all on one guitar. His musical journey started when he served as a voluntary teacher in the House of Joy for underprivileged children. In year 2004, he released his debut guitar solo album *The Music Maker*. In the same year, he won an award in the Malaysian Christian Music Festival for his unique guitar solo with the winning song Amazing Grace. In year 2005, he released his second guitar solo album *Every Time I Pray*. His calling and vision is to produce praise and worship songs with guitar solos and train others to discover the musical expressions of a guitar. William serves as a guitarist in his home church Aglow Assembly for more than 10 years and frequently conducts guitar workshops as well as performs publicly with his guitar.



Guitar Instructor/  
Producer

## William's Guitar & Ukulele Method Books



Available For:  
Fretboard Master Guitar / Ukulele Program  
Music Workshop & Seminar  
Recording, Performance  
Instrument Supplies & Services

For More Information, Please Contact:  
William Kok (Malaysia)  
URL: <http://williamkok.com>  
Email: [kok\\_william@hotmail.com](mailto:kok_william@hotmail.com)  
Facebook: [www.facebook.com/asiaguitar](http://www.facebook.com/asiaguitar)

